

USGA Rule 26-1 Water Hazards

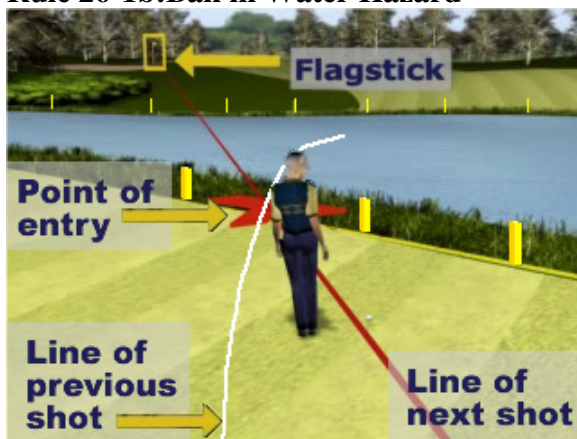
If a ball is in or is lost in a water hazard (whether the ball lies in water or not), the player may under penalty of one stroke:

a. *Water Hazard or Lateral Water Hazard (red or yellow lines or stakes)* - Play a ball as nearly as possible at the spot from which the original ball was last played (see Rule 20-5).

Or,

b. *Water Hazard (yellow stakes or yellow line only)* - Drop a ball behind the water hazard, keeping the point at which the original ball last crossed the margin of the water hazard directly between the hole and the spot on which the ball is dropped, with no limit to how far behind the water hazard the ball may be dropped.

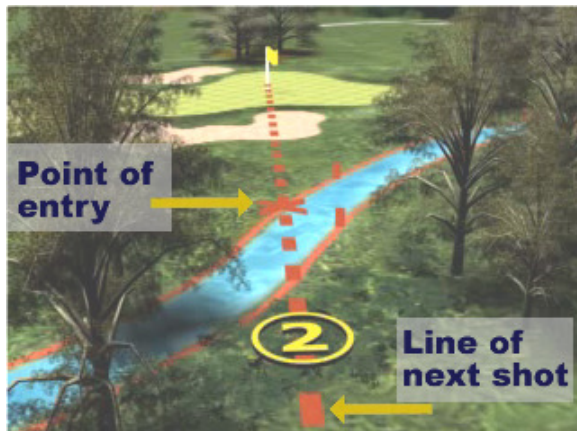
Rule 26-1b: Ball in Water Hazard



Or,

c. *Lateral Water Hazard (red stakes or red line only)* - Drop a ball behind the water hazard, keeping the point at which the original ball last crossed the margin of the water hazard directly between the hole and the spot on which the ball is dropped, with no limit to how far behind the water hazard the ball may be dropped.

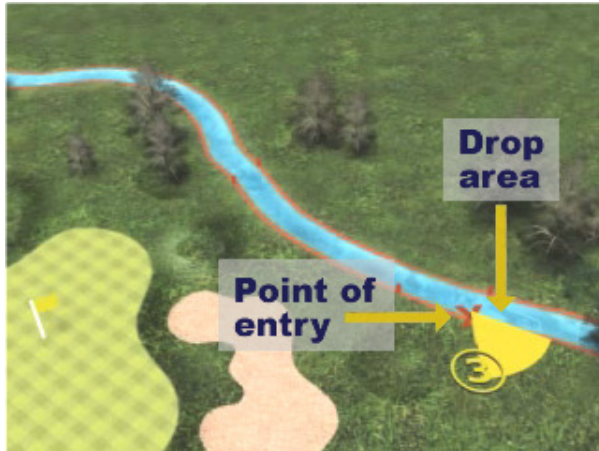
Rule 26-1c: Ball in Lateral Water Hazard



As additional options available only if the ball last crossed the margin of a lateral water hazard, drop a ball outside the water hazard within two club-lengths of and not nearer the hole than

(i) the point where the original ball last crossed the margin of the water hazard

Rule 26-1c: Ball in Lateral Water Hazard



(ii) a point on the opposite margin of the water hazard equidistant from the hole

Rule 26-1c: Ball in Lateral Water Hazard

